


Storysacks

Where did the concept originate?

Neil Griffiths is a UK-based educator and author who Created the Storysacks concept in the 1990s as part of family Literacy Development work. The aim was to develop a basic understanding of a story sack and how it can be applied in adult education.



Neil delivers Storysack workshops all over the world

Storysacks

What is a Storysack?

It is a large cloth bag containing a children's book with supporting materials to stimulate reading activities and make shared reading an enjoyable experience



Storysacks

Benefits of working with Storysacks

- It addresses the literacy needs of parents
- It empowers parents as primary educators
- It deepens the bond between parent and child
- It links home with school
- It develops the creative side of the story teller



Storysacks

What does a Storysack contain?

- An attractive, colourful reading book
- Soft toys of the book's main characters
- Props and scenery to stimulate reading activities
- The sack might also include a non-fiction book on the same theme
- An audio tape of the story



Storysacks

Who uses Storysacks?

- Parents
- Schools
- Pre-schools
- Public libraries
- Health visitors
- Family learning groups
- Literacy programmes
- People of all ages and skills make story sacks



Storysacks

10 Steps in making the story sack

1. Choosing a book
2. Taking ideas and pictures out of the book to use as a backdrop
3. Making the backdrop and setting the scene for the story



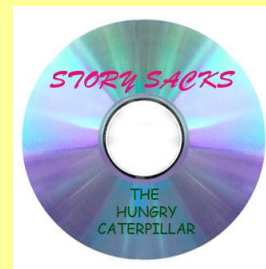
Storysacks

4. Choosing a pillow case or a piece of fabric
5. Transforming the pillow case or fabric into a sack
6. Decorating the sack with ideas relevant to the book



Storysacks

7. Gathering toys/props to go with the story
8. Devising a game
9. Filling the story sack
10. Creating the scene and reading the story out loud so it could be recorded.



Storysacks

“I am so glad I joined this group”



Storysacks

**“I loved the drawing and painting.
It was very relaxing”.**



Storysacks

“ I am more confident reading to my boys after making a Storysack. They love it and play with it before I get to read with them”



“ Storysacks improved my English and now I am happy to read to my children”


Storysacks

“ Chloe and I had great fun with the Storysack I made”



Storysacks

Some examples of story books used



Storysacks

